

zelsius® C5-ISF

The new zelsius® generation

*Electronic compact meter
for heating or cooling energy
with single-jet flow sensor (ISF)
Optionally with M-Bus,
wM-Bus and 3 inputs / outputs
 q_p 0,6/1,5/2,5 m³/h*



zelsius® C5-ISF

The new zelsius® generation

The new generation of electronic compact meter with single-jet flow sensor (ISF)



The new zelsius® C5 ISF with single-jet flow sensor combines efficiency with compact design, highest precision and most advanced communication interfaces for M-Bus and wireless M-Bus.

Specially designed for consumption-based energy billing, zelsius® C5 ISF is very well prepared to be used in all real estate with central heat supply:

- industrial and business buildings
- apartment buildings and residential complexes
- multi-family buildings

The advantages of zelsius® C5 ISF can be observed even by the installation. With its compact design zelsius “adapts” easily to nearly any installation situation. The Combi version with removable calculator allows installation even in the smallest distribution boxes.

zelsius® C5 ISF can be easily operated via one single button. The application-oriented display offers an optimum of readability and practical demonstration of relevant operating conditions.

Reliability and high dynamic range ensure optimal measurement results during the entire operating time.

zelsius® C5 ISF is a threaded meter, equipped with a rugged single-jet flow sensor (ISF) with reaction-free electronic impeller detection, simple to replace and available in all common sizes.

Performance characteristics in overview

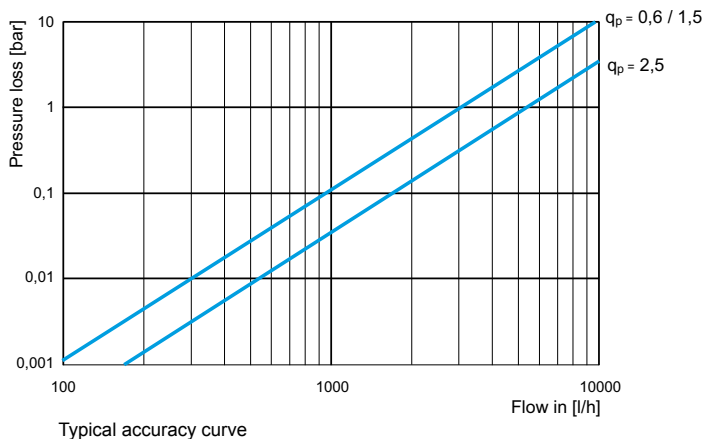
- Available as heating/cooling meter or Combi version for heating/cooling
- Lowest design height
- Optionally available with M-bus or wireless M-bus
- Optionally available with 3 inputs / outputs
- For horizontal and vertical installation
- Storage of all monthly values during the entire operating time
- Extensive maximal value storage of thermal output, flow rate and other parameters
- Optionally available with 11-years battery lifetime
- Precise and long-stable
- Very wide dynamic range
- According to MID, class 3

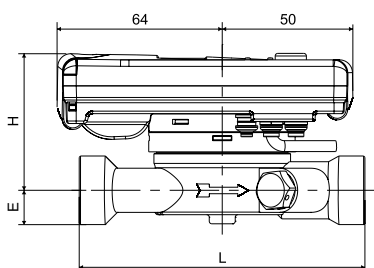
Technical data flow sensor ISF				
Nominal flow q_p	m ³ /h	0,6	1,5	2,5
Maximum flow q_s	m ³ /h	1,2	3,0	5,0
Minimum flow q_i horizontally*	l / h	12 / 24	30 / 60	50 / 100
Minimum flow q_i vertically*	l / h	12 / 24	30 / 60	50 / 100
Starting flow horizontally ca.	l/h	4	4	5
Pressure loss at q_p	bar	<= 0,25 bar		
Temperature range	°C	10°C <= θ_q <= 90°C		
Minimum pressure (to avoid cavitation)	bar	0,3		
Measurement accuracy class		3		
Nominal pressure	PS/PN	16		
Nominal diameter	DN	15	15	20
Installation position		horizontally or vertically, no upside down installation		
Installation		return flow optionally forward flow		
Cable length up to calculator (in combi version)	m	1,2		
Installation place temperature sensors		M10 x 1		
Heat carrier (Medium)		water		

* Standard: Ratio 25; optionally R50 but not for $q_p=0,6$ and non-symmetrical temperature sensors installation

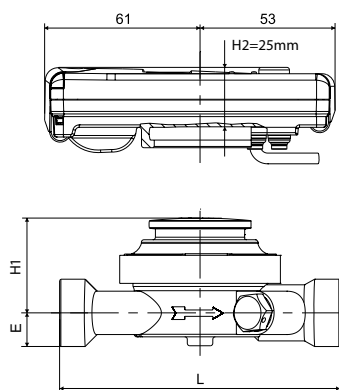
Technical data temperature sensors	
Platinum resistance	Pt 1000
Sensor diameter/type	mm Standard: 5,0 (DS according to EN 1434); other sizes on demand
Temperature range	°C 0 - 105
Cable length	m 1,5 (opt. 5)
Installation	VL by direct immersion or by immersion sleeves (in case of existing measuring points)
	RL by direct immersion or by immersion sleeves (in case of existing measuring points); optionally integrated in flow sensor

Technical data calculator		
Temperature range	°C	0...105
Temperature difference range	K	3...80
Display		LCD 8-digit + additional character
Ambient temperature	°C	5...55
Minimum temperature difference	K	3 (cooling or change-over: 2)
Resolution temperature	°C	0,01
Measurement frequency	s	adjustable ex works, beginning with 2s, standard 30s
Unit to read the heat consumption		Standard MWh; optionally kWh, GJ
Data storage		1 x daily
Due date values		Storage of all monthly values during the entire operating time
Maximum value storage		extensive storage of flow rate, performance and other parameters
Interface	standard	optical interface (ZVEI, IrDA)
	optional	M-Bus, wM-Bus, RS485, radio
Supply		3,6 V lithium battery (different capacities)
Battery lifetime	years	> 6, opt. > 11 (changeable during the operation time)
Protection class		IP54
EMC		C
Ambient conditions / climatic influencing (valid for complete compact meter)	- climatic	Highest permissible ambient temperature 55°C Lowest permissible ambient temperature 5°C Humidity class IP54
	- mechanical class	M1
	- elektro-magnetic class	E1

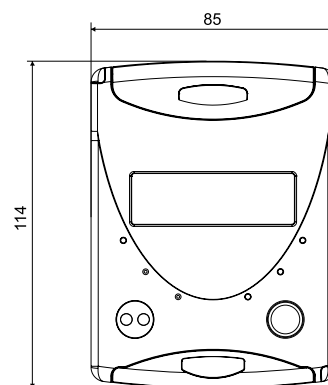




Compact version



Combi version



Dimensions	
Compact version:	$H_{\max} = 55 \text{ mm}$ $E_{\max} = 21 \text{ mm}$
Combi version (H1+H2):	$H_{\max} = 65 \text{ mm}$ $E_{\max} = 21 \text{ mm}$

Connecting sizes	
Nominal flow	$q_p \text{ m}^3/\text{h}$ 0,6 1,5 2,5
Connection	DN mm 15 15 20
Overall length	L mm 110 110 130
Height	H1 mm 40 40 40
Required minimum free space between meter and ceiling min. = 30 mm	

Further zelsius® C5-versions:



zelsius® C5-CMF
Compact meter with coaxial
measuring capsule (CMF)



zelsius® C5-IUF
Compact meter with ultrasonic
flow sensor (IUF)

ZENNER International GmbH & Co. KG

Römerstadt 6
D-66121 Saarbrücken

Telephone +49 6 81 99 676-30
Telefax +49 6 81 99 676-3100

E-Mail info@zenner.com
Internet www.zenner.com